

Features

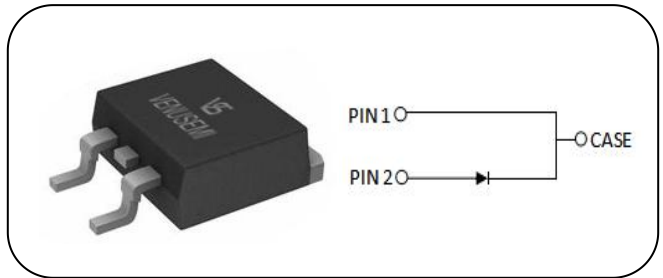
-
-
-
-
-

Applications

-
-
-

Benefits

-
-
-
-



Key Performance Parameters

V_{RRM}	
I_F ()	
Q_C	
$T_{vj,max}$	



Package Marking and Ordering Information


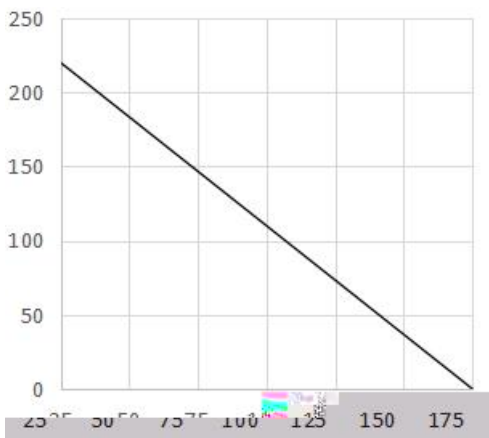
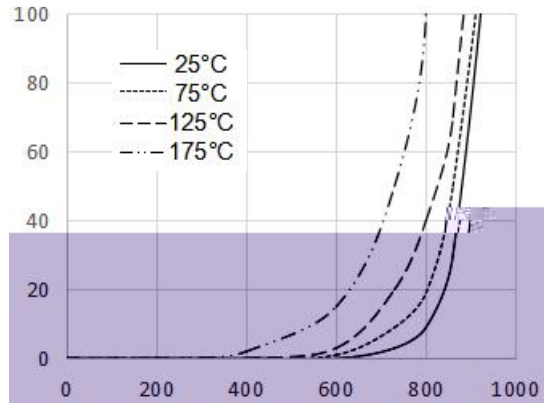
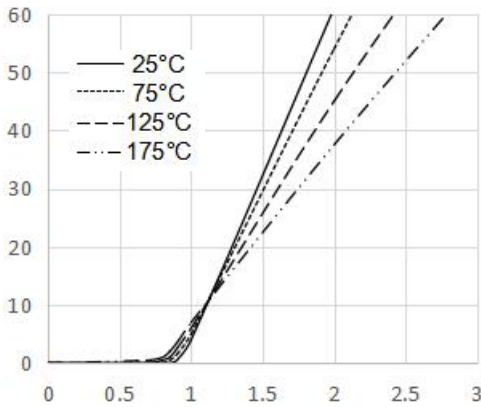
Absolute maximum ratings

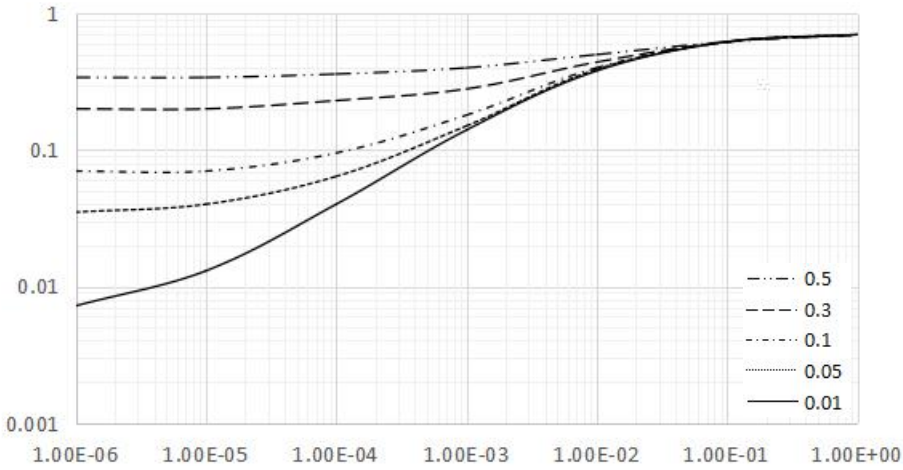
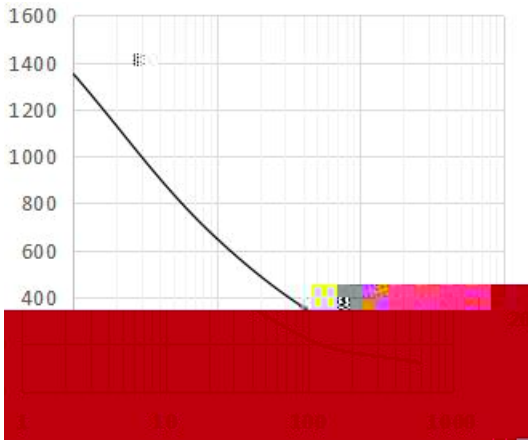
Thermal characteristics

Electrical characteristic

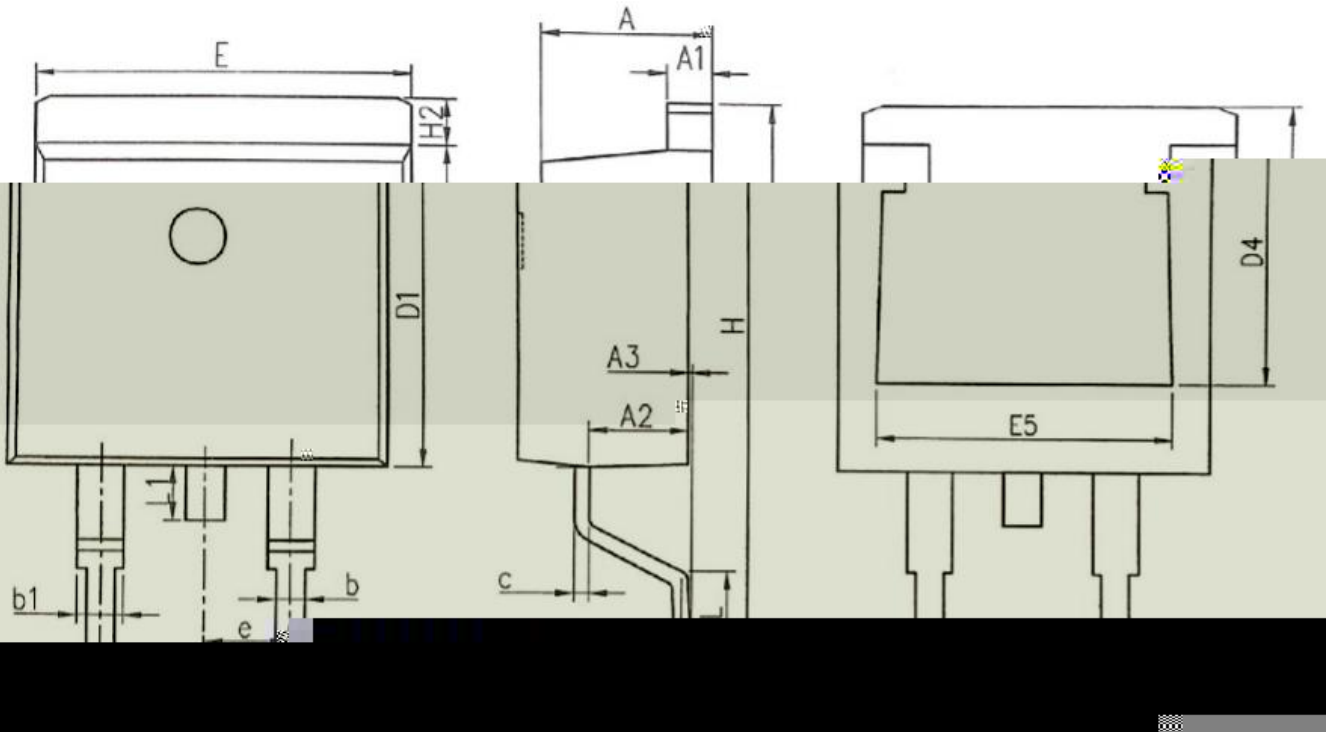
Symbol	Parameter	Test conditions	Min.	Typ.	Max.	Unit	Note
Static characteristics							
Dynamic characteristics							

Electrical Characteristics Diagrams





Package Drawing



SYMBOL.	mm			SYMBOL.	mm		
	Min.	Typ.	Max.		Min.	Typ.	Max.
A	4.37	4.57	4.77	E	9.86	10.16	10.36
A1	1.22	1.27	1.42	E5	7.06	-	-
A2	2.49	2.69	2.89	e	2.54 BSC		
A3	0.00	0.13	0.25	H	14.70	15.10	15.50
b	0.70	0.81	0.96	H2	1.07	1.27	1.47
b1	1.17	1.27	1.47	L	2.00	2.30	2.60
c	0.30	0.38	0.53	L1	1.40	1.55	1.70
D1	8.50	8.70	8.90	L4	0.25 BSC		
D4	6.60	-	-		0	5	9